

Scaled data based on original data using  
LM-79-08 Approved Method: Electrical and Photometric Measurements of Solid-  
State Lighting Products

Test Report Prepared for  
Cooper Lighting Solutions  
(formerly Eaton)

Brand: McGRAW-EDISON

Report Number: P385666

Luminaire Tested: **GWC-SA1B-727-U-T2-HSS**

Issue Date: 3/3/2020

**Test Information**

Test Method: LM-79-08  
Report Number: P385666  
TEST IS SCALED FROM IESNA LM-79-08 TEST DATA (G2-1903-205-13)  
Test Lab: INNOVATION CENTER  
Issue Date: 3/3/2020  
Manufacturer: COOPER LIGHTING SOLUTIONS (FORMERLY EATON)  
Product Line: MCGRAW-EDISON  
Catalog Number: GWC-SA1B-727-U-T2-HSS  
Description: GALLEON WALL LUMINAIRE  
(1) 70 CRI, 2700K, 800mA LIGHTSQUARE WITH 16 LEDS AND TYPE II OPTICS WITH HOUSE SIDE SHIELD  
Light Source: -  
Ballast/Driver: ELECTRONIC DRIVER

**Summary**

Lumens per Lamp: N/A  
Luminaire Lumens: 3630 lumens  
Efficiency: N/A  
Efficacy: 82.5 lumens/watt  
Luminous Opening: Rectangular (W 0.5' x L: 0.5' x H: 0')  
IES Classification: Type II - Medium  
BUG Rating: B0 - U0 - G1

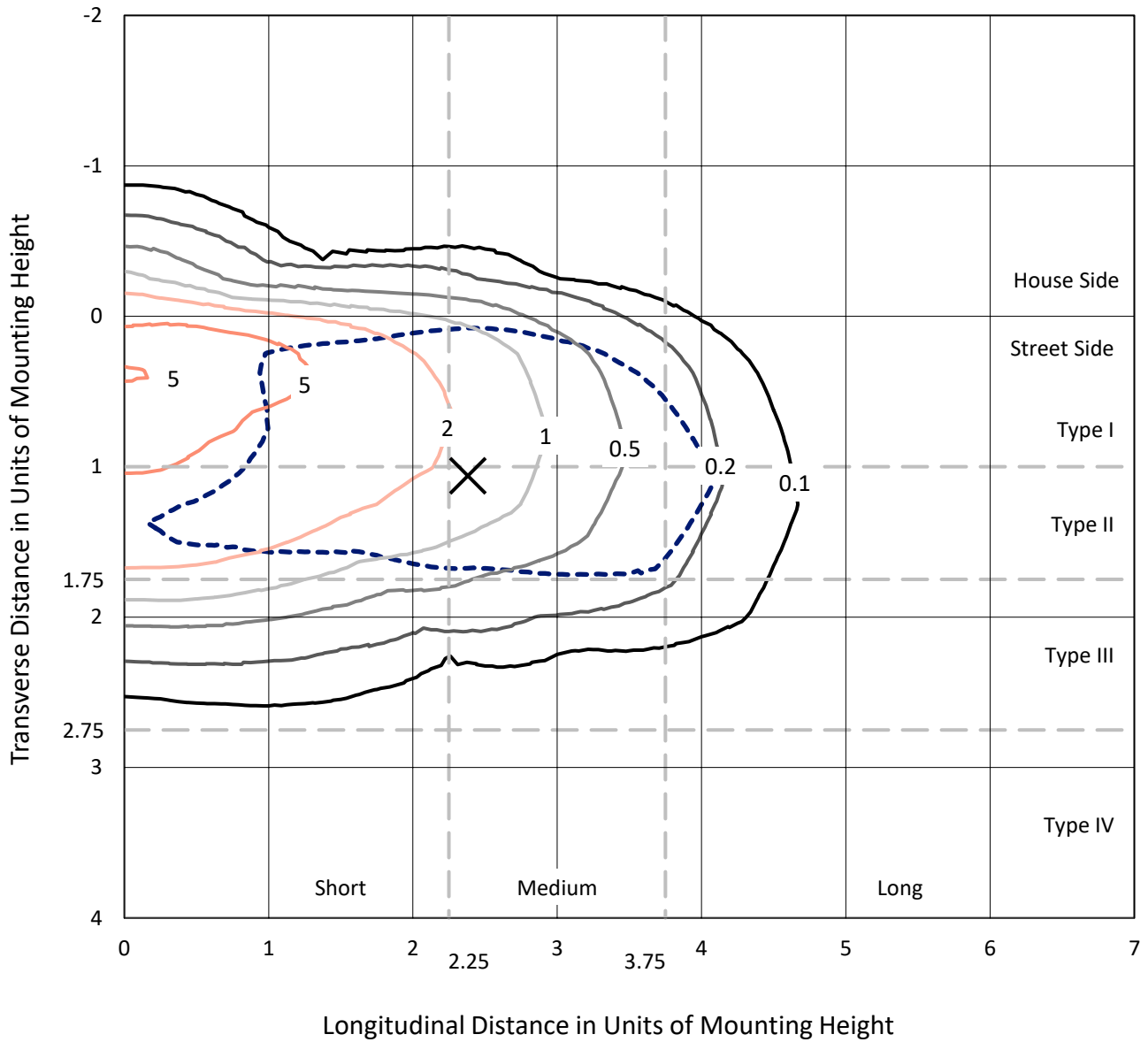
Input Watts (W): 44  
Input Voltage (V): NR  
Input Current (A<sub>in</sub>): NR  
Voltage Rise (V): NR  
Power Factor: NR  
Total Harmonic Distortion (THDi): NR  
Frequency (hertz): 60  
Stabilization Time: NR  
Operation Time: NR  
Ambient Temperature (°C): NR  
Test Distance: 24 FT



REPORT NUMBER: P385666  
 CATALOG NUMBER: GWC-SA1B-727-U-T2-HSS

### Iso-Footcandle Lines of Horizontal Illumination

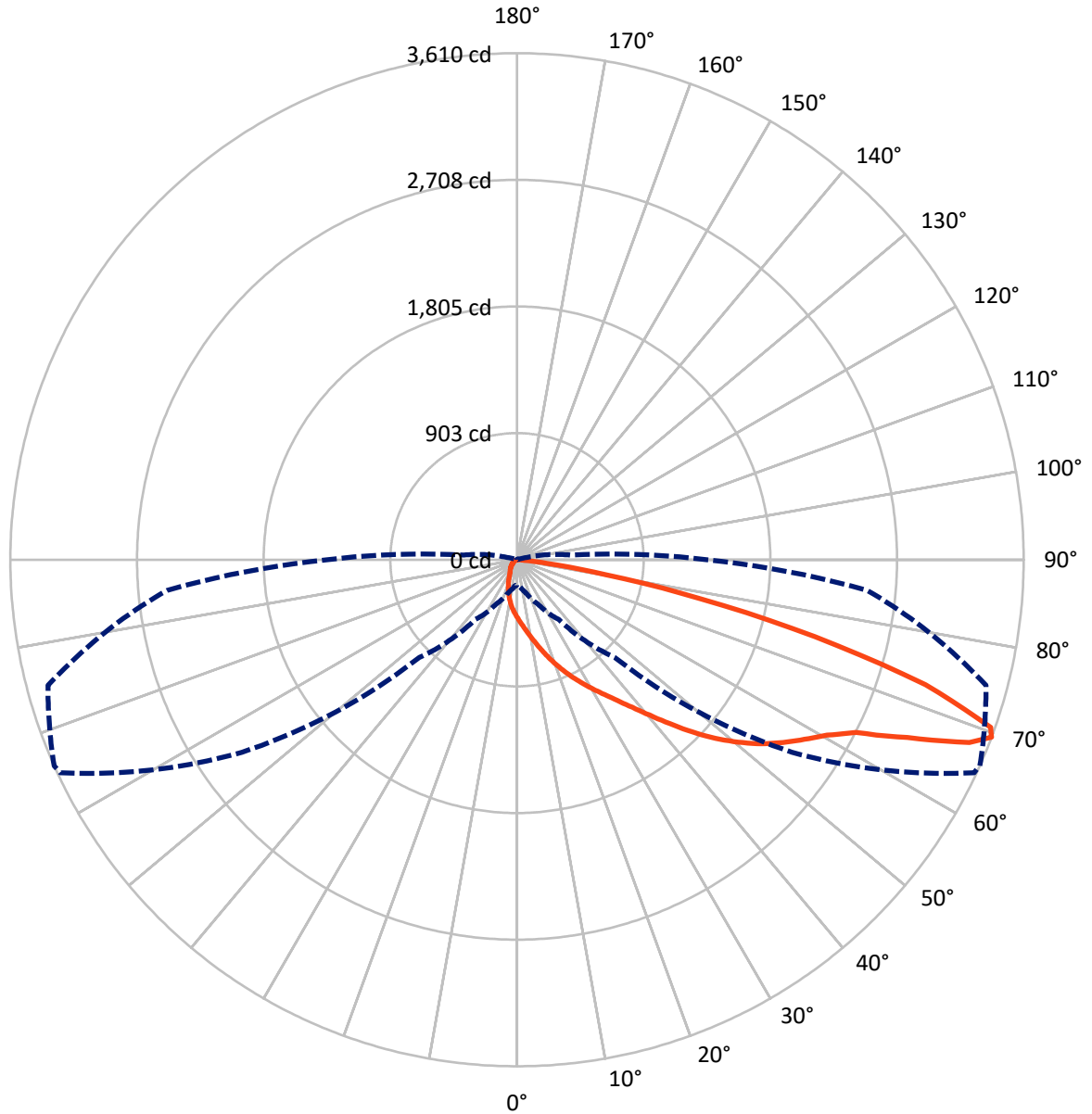
✕ Max cd  
 - - - 1/2 Max cd



Based on 10 foot mounting height. Maximum calculated value = 6.8 fc  
 Type II - Medium - N/A

REPORT NUMBER: P385666  
CATALOG NUMBER: GWC-SA1B-727-U-T2-HSS

### Luminous Intensity Polar Plot



— Vertical Plane Through 66-Deg Lateral    - - - Horizontal Cone Through 69-Deg Vertical



REPORT NUMBER: P385666

CATALOG NUMBER: GWC-SA1B-727-U-T2-HSS

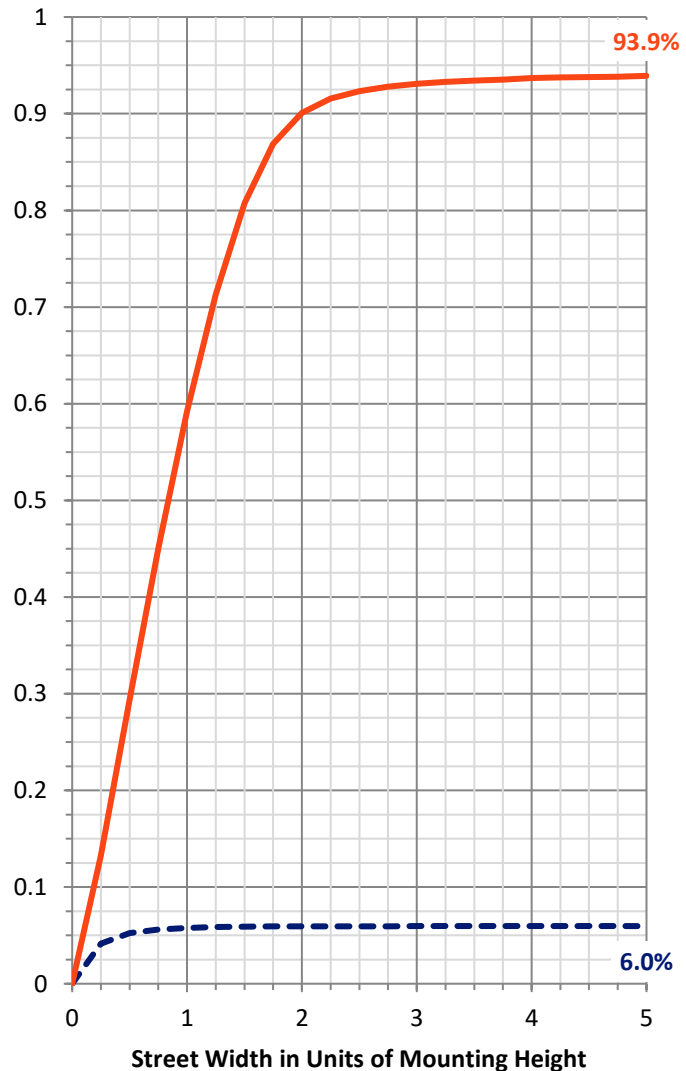
**FLUX DISTRIBUTION:**

		Downward	Upward	Total
<b>House Side</b>	Lumens	217.7	0.0	217.7
	% Fixture	6.0	0.0	6.0
<b>Street Side</b>	Lumens	3412.3	0.0	3412.3
	% Fixture	94.0	0.0	94.0
<b>Total</b>	Lumens	3630.0	0.0	3630.0
	% Fixture	100.0	0.0	100.0

**Coefficient of Utilization**

**ZONAL LUMENS:**

Zone	Lumens	% Fixture
0°-10°	39.9	1.1
10°-20°	118.8	3.3
20°-30°	207.0	5.7
30°-40°	363.1	10.0
40°-50°	607.8	16.7
50°-60°	893.4	24.6
60°-70°	917.3	25.3
70°-80°	452.8	12.5
80°-90°	29.9	0.8
90°-100°	0.0	0.0
100°-110°	0.0	0.0
110°-120°	0.0	0.0
120°-130°	0.0	0.0
130°-140°	0.0	0.0
140°-150°	0.0	0.0
150°-160°	0.0	0.0
160°-170°	0.0	0.0
170°-180°	0.0	0.0
0°-90°	3630.0	100.0
0°-180°	3630.0	100.0



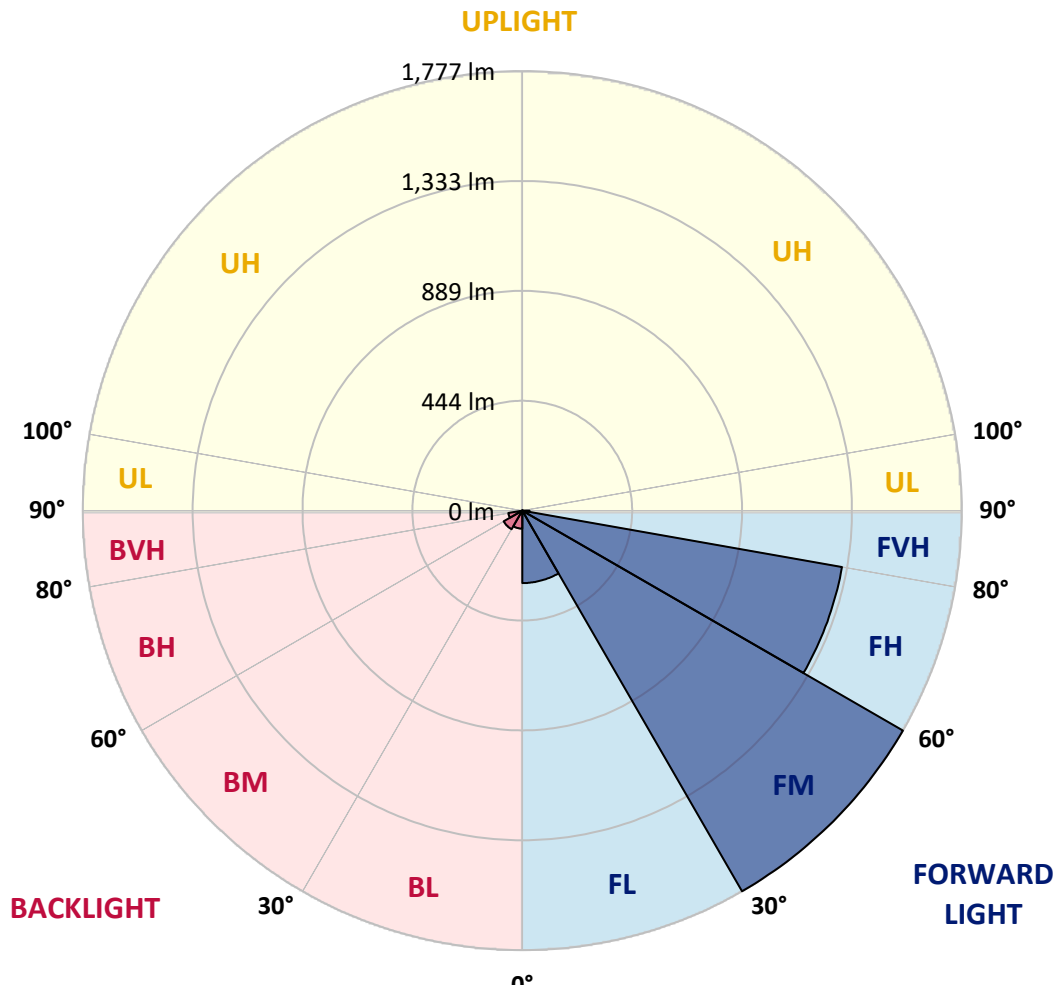
REPORT NUMBER: P385666

CATALOG NUMBER: GWC-SA1B-727-U-T2-HSS

**LUMINAIRE CLASSIFICATION SYSTEM LUMEN TABLE AND BUG RATING:**

Zone	Lumens	% Fixture	Zone Rating/Lumen Limit		
			B	U	G
FL (0°-30°)	292.9	8.1			
FM (30°-60°)	1777.4	49.0			
FH (60°-80°)	1312.7	36.2			G1/1800
FVH (80°-90°)	29.2	0.8			G1/100
BL (0°-30°)	72.8	2.0	B0/110		
BM (30°-60°)	86.8	2.4	B0/220		
BH (60°-80°)	57.4	1.6	B0/110		G0/110
BVH (80°-90°)	0.7	0.0			G0/10
UL (90°-100°)	0.0	0.0		U0/0	
UH (100°-180°)	0.0	0.0		U0/0	

**BUG Rating: B0-U0-G1**  
 Type II Medium





REPORT NUMBER: P385666  
 CATALOG NUMBER: GWC-SA1B-727-U-T2-HSS

**CANDELA DISTRIBUTION (FULL):**

	0°	5°	15°	25°	35°	45°	55°	65°	66°	75°	85°
0°	413.1	413.1	413.1	413.1	413.1	413.1	413.1	413.1	413.1	413.1	413.1
2.5°	486.2	484.1	483.3	479.5	472.9	467.9	458.3	447.1	445.0	434.1	420.9
5°	549.3	547.6	546.4	541.0	534.3	521.7	504.1	483.3	479.3	458.6	432.1
7.5°	593.3	596.4	596.4	592.9	584.5	575.0	553.5	525.0	520.0	488.3	447.1
10°	619.0	622.8	625.7	628.6	627.4	623.6	603.3	571.2	565.2	523.1	464.5
12.5°	621.4	625.2	633.5	645.7	657.6	666.2	653.5	622.4	615.5	563.5	485.2
15°	607.9	611.9	624.7	648.5	677.2	702.4	706.6	679.1	672.1	611.6	511.0
17.5°	584.5	587.1	605.3	638.3	683.5	729.7	754.7	740.0	733.5	666.6	539.8
20°	567.1	569.0	585.0	620.3	679.7	746.7	800.2	804.7	797.8	725.5	571.0
22.5°	596.9	600.3	600.9	617.6	669.3	755.2	840.2	868.3	863.1	788.1	601.7
25°	678.5	682.4	669.3	659.0	678.1	759.0	874.5	933.5	929.3	855.5	632.6
27.5°	786.2	790.3	773.5	742.6	724.1	773.3	905.0	999.7	999.5	926.9	665.9
30°	892.1	896.2	879.0	848.1	805.7	813.8	931.4	1069.0	1070.0	1000.5	701.2
32.5°	1003.1	1008.3	990.5	950.9	906.6	883.8	968.5	1138.6	1144.5	1085.9	741.0
35°	1129.3	1130.0	1105.0	1063.5	1012.4	977.4	1027.9	1216.7	1230.7	1191.6	791.6
37.5°	1253.1	1258.1	1237.6	1172.1	1125.2	1085.5	1116.4	1314.3	1334.1	1320.7	857.6
40°	1344.8	1355.4	1352.4	1281.7	1237.2	1209.0	1226.2	1430.4	1455.5	1471.0	940.9
42.5°	1402.4	1410.4	1423.8	1381.2	1340.9	1345.5	1355.9	1565.5	1596.6	1642.4	1036.6
45°	1468.5	1472.2	1483.5	1464.7	1437.4	1484.3	1493.5	1717.8	1750.4	1826.7	1142.8
47.5°	1549.1	1558.1	1561.2	1544.0	1531.6	1607.1	1626.0	1856.2	1901.9	2024.1	1255.2
50°	1651.9	1654.3	1659.7	1648.5	1636.0	1712.6	1745.0	2001.6	2043.1	2222.3	1366.0
52.5°	1752.4	1761.0	1779.7	1772.6	1767.6	1802.4	1851.0	2132.6	2179.0	2387.4	1476.7
55°	1781.4	1788.8	1853.1	1897.1	1937.8	1913.1	1952.4	2250.0	2300.2	2535.0	1583.3
57.5°	1665.7	1680.7	1792.1	1906.6	2075.4	2085.2	2091.7	2370.5	2415.5	2648.1	1694.1
60°	1373.3	1376.2	1559.0	1755.4	2052.6	2235.4	2295.2	2500.0	2537.8	2753.5	1826.9
62.5°	873.5	903.3	1103.8	1381.0	1811.9	2213.6	2541.2	2695.9	2709.7	2879.8	2017.3
65°	416.0	435.3	579.8	853.3	1312.4	1935.5	2711.0	3050.2	3056.4	3130.4	2271.6
67.5°	230.3	239.7	308.4	459.3	767.2	1368.8	2642.4	3469.8	3475.7	3386.2	2494.7
69°	180.2	188.1	242.2	346.2	520.2	983.8	2391.2	3592.8	3610.2	3459.5	2502.6
70°	152.9	160.7	208.6	292.4	418.3	760.2	2128.5	3562.3	3580.7	3452.6	2443.5
72.5°	93.6	98.1	139.0	205.9	280.3	382.4	1312.6	3012.6	3043.8	3167.1	2100.0
75°	63.1	65.5	86.9	142.1	200.5	196.9	681.9	2123.5	2191.0	2463.6	1551.0
77.5°	45.2	47.4	58.3	91.9	140.5	130.0	308.8	1319.7	1334.1	1477.6	845.9
80°	25.7	27.8	41.2	54.7	95.3	86.7	122.8	630.3	637.6	633.6	282.4
82.5°	13.4	15.2	22.6	36.0	61.2	56.7	51.0	211.0	212.1	176.4	61.9
85°	2.6	3.1	11.2	24.7	31.6	24.7	20.9	49.5	50.5	44.7	15.3
87.5°	0.0	0.2	4.5	5.5	6.2	6.4	6.7	9.7	10.3	14.0	4.1
90°	0.0	0.0	0.0	0.0	0.0	0.0	0.0	0.0	0.0	0.0	0.0



REPORT NUMBER: P385666  
 CATALOG NUMBER: GWC-SA1B-727-U-T2-HSS

**CANDELA DISTRIBUTION (continued):**

	90°	95°	105°	115°	125°	135°	145°	155°	165°	175°	180°
0°	413.1	413.1	413.1	413.1	413.1	413.1	413.1	413.1	413.1	413.1	413.1
2.5°	415.0	408.8	396.9	383.1	372.4	361.9	353.6	345.0	341.9	340.3	340.2
5°	419.1	406.0	380.9	355.0	333.8	313.8	299.5	285.9	279.5	276.6	275.3
7.5°	426.0	405.0	364.5	325.0	294.5	269.5	249.7	234.8	227.4	224.3	223.1
10°	434.1	403.6	345.3	293.3	254.3	228.4	208.8	194.1	186.0	182.6	180.9
12.5°	443.6	401.2	323.3	261.2	220.0	194.1	170.3	152.2	142.9	139.0	137.1
15°	455.3	398.8	300.2	231.0	189.8	158.3	132.2	120.0	118.1	117.4	117.6
17.5°	466.9	395.0	275.0	201.2	158.1	123.6	110.3	109.7	110.0	110.0	110.0
20°	477.2	386.4	247.6	175.7	127.9	104.3	101.6	100.3	99.5	98.8	97.9
22.5°	485.3	374.8	221.2	150.3	104.5	95.5	91.2	87.4	84.3	82.2	81.2
25°	490.9	359.5	197.1	126.0	94.0	86.9	79.1	72.8	67.9	65.0	63.8
27.5°	495.0	342.9	175.5	105.5	86.7	76.9	66.7	59.1	54.1	51.6	50.5
30°	497.9	324.1	156.6	92.8	78.6	66.4	55.5	48.1	44.5	43.1	42.4
32.5°	500.7	303.3	138.6	86.7	71.0	56.7	46.6	40.9	38.6	36.9	36.4
35°	507.6	284.0	121.6	80.3	63.3	48.4	40.0	35.9	33.6	32.6	32.2
37.5°	524.0	269.7	105.2	73.8	55.5	41.9	35.0	32.1	30.0	29.0	28.6
40°	550.3	262.4	91.4	66.7	47.9	36.9	31.7	29.0	26.7	25.2	24.8
42.5°	589.1	263.4	81.7	59.7	41.9	32.9	28.6	25.3	22.9	21.6	21.2
45°	636.2	271.0	75.0	52.8	36.9	29.8	25.2	21.7	19.5	18.3	17.9
47.5°	687.2	283.3	69.5	46.6	32.9	26.9	21.7	18.1	16.2	15.2	15.0
50°	741.0	295.2	63.8	40.5	29.5	24.0	18.3	15.0	13.4	12.6	12.2
52.5°	795.5	309.0	58.6	35.0	26.6	20.5	15.2	12.2	11.0	10.3	10.0
55°	854.1	319.3	53.6	30.7	23.6	17.4	12.6	10.2	9.1	8.3	8.1
57.5°	923.1	335.3	48.4	26.6	20.2	14.5	10.3	8.1	7.2	6.4	6.2
60°	1016.2	354.1	42.9	23.4	16.6	11.9	8.4	6.6	5.5	4.8	4.7
62.5°	1139.0	375.0	36.0	20.5	13.4	9.7	6.7	5.2	4.0	3.1	3.1
65°	1294.7	409.0	29.5	17.2	11.0	7.9	5.2	3.8	2.2	1.4	1.4
67.5°	1385.5	414.8	23.8	14.1	9.0	6.7	4.3	2.6	0.7	0.2	0.0
69°	1356.4	380.9	20.2	12.1	7.8	6.4	4.0	1.9	0.3	0.0	0.0
70°	1301.6	348.3	17.8	10.7	7.1	6.0	3.8	1.4	0.3	0.0	0.0
72.5°	1075.5	247.9	13.4	7.9	5.2	5.3	3.4	0.9	0.3	0.0	0.0
75°	783.5	150.7	9.7	5.5	3.3	4.0	2.4	0.3	0.2	0.0	0.0
77.5°	435.9	71.0	6.0	3.1	2.1	2.4	1.2	0.0	0.0	0.0	0.0
80°	141.6	19.3	2.8	1.7	1.2	1.4	0.5	0.0	0.0	0.0	0.0
82.5°	26.2	5.5	1.6	0.9	0.3	0.3	0.0	0.0	0.0	0.0	0.0
85°	5.7	2.2	0.9	0.3	0.0	0.0	0.0	0.0	0.0	0.0	0.0
87.5°	1.9	0.7	0.2	0.0	0.0	0.0	0.0	0.0	0.0	0.0	0.0
90°	0.0	0.0	0.0	0.0	0.0	0.0	0.0	0.0	0.0	0.0	0.0



Signify Classified - Internal  
Cooper Lighting Solutions Photometric Lab  
1121 Highway 74 South  
Peachtree City, GA 30269

Scaled Data Report



Report Generated By 670245982

Signify Classified - Internal  
Cooper Lighting Solutions Photometric Lab  
1121 Highway 74 South  
Peachtree City, GA 30269

Scaled Data Report



Signify Classified - Internal  
Cooper Lighting Solutions Photometric Lab  
1121 Highway 74 South  
Peachtree City, GA 30269

Scaled Data Report



Signify Classified - Internal  
Cooper Lighting Solutions Photometric Lab  
1121 Highway 74 South  
Peachtree City, GA 30269

Scaled Data Report





--- HS — SS

Signify Classified - Internal  
Cooper Lighting Solutions Photometric Lab  
1121 Highway 74 South  
Peachtree City, GA 30269

Scaled Data Report



u

Signify Classified - Internal  
Cooper Lighting Solutions Photometric Lab  
1121 Highway 74 South  
Peachtree City, GA 30269

Scaled Data Report



Signify Classified - Internal  
Cooper Lighting Solutions Photometric Lab  
1121 Highway 74 South  
Peachtree City, GA 30269

Scaled Data Report



(END OF REPORT)